

If you have any questions, please contact me at jamie@teachmommyteach.com

Thank you for downloading!

You May:

- use these resources in your own home or classroom for non-commercial use.
- print as many copies as you would like.
- share the website link, <https://teachmommyteach.com/>, where this printable can be found, so that others can download the file.

You May NOT:

- sell, give away, or share a printed copy. Each person should download separately and print.
- print out a copy for multiple teachers, as in an entire school, co-op, or other group. Each teacher should download separately and print.
- link directly to the pdf. Instead, link to the page on <https://teachmommyteach.com/> or <https://teacherspayteacher.com/> where you found the download.
- claim this or any part of this printable as your own.
- alter this printable and claim it as your own.
- host any of the files on your personal or other websites that can be shared with others.
- Upload this resource to any file sharing sites

Credits!! Thank you Speaking of Images and Open Clipart!



<https://www.teacherspayteachers.com/Store/Speaking-Of-Images>



<https://openclipart.org/>



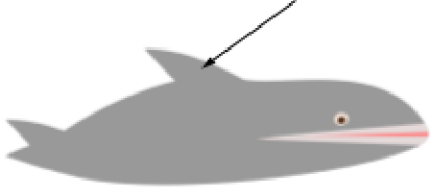



Rhyming Words Book 6: Lin in the Bin

Pre-Reading Worksheets

Your child will practice *CVC* words; specifically the -in word family.
Your child will practice blends and review many high frequency
words.

Name: _____

On the next page, color the -in as you say the sound each letter represents. Then cut out the pictures on this page. If the picture is an -in word, glue it around the -in that you colored on the next page. If it is not an -in word, place it aside.

		
 <p>Tin man</p>		 <p>spin</p>

Thank you openclipart.org for the wonderful clipart!

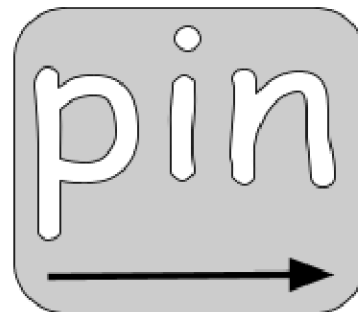
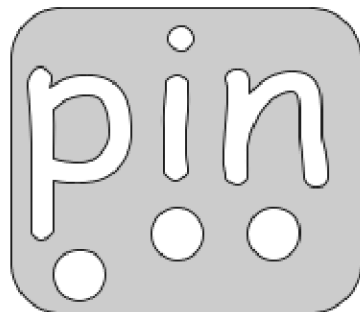
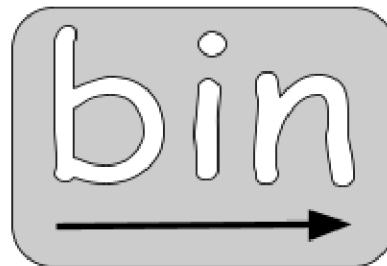

Lin

Name: _____

This Bob Book reviews the IN word family. Practice saying the IN sounds.

<p>short i</p>	<p>n</p>
<p>igloo jungle gym</p> <p>i y</p>	<p>knight newt</p> <p>n nn nn gn</p>

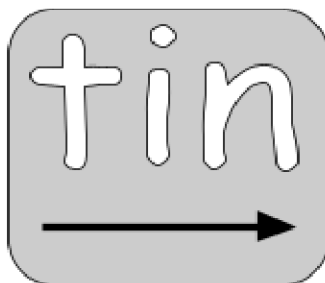


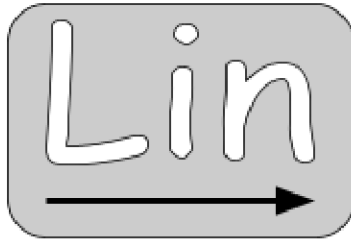
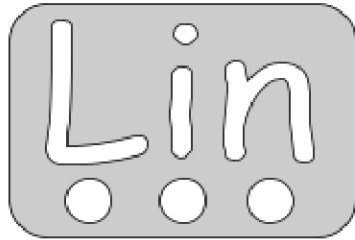
Practice sounding out the following IN words. Touch each dot and say the sound the letter(s) represent. Then, touching the arrow, put the sounds together to sound out the word. Circle the IN in each word.



Name: _____

Practice reading more IN words. Touch each dot and say the sound the letter(s) represent. Then, touching the arrow, put the sounds together to sound out the word.

Circle the IN in each word.



Can you think of another IN word? If you can, write it below.

Name: _____

Review the following high-frequency words by writing them.

Copy and write the word **is** below.

is

Copy and write the word **the** below.

the

Copy and write the word **has** below.

has

Copy and write the word **a** below.

a

Copy and write the word **and** below.

and

Name: _____

Review the following high-frequency words by writing them.

Copy and write the word **in** below.

in

Copy and write the word **did** below.

did

You have read the words below before.. Touch each dot and say the sound the letter(s) represent. Then, touching the arrow, put the sounds together to sound out the word.

flip

flip

fix

fix

skip

skip

Rhyming Words Book 6:

Lin in the Bin

Extra Practice

Post-Reading Worksheets


Name: _____

Read the following short story. Circle every IN word.

A Tin Man sits on a bin. The Tin Man can not spin. The Tin Man can not grin. The Tin Man can just sit. He can not get up. The Tin Man is sad.

A cat sees the sad Tin Man. The cat wants to help the Tin Man. The cat gets a can. The can drips on the Tin Man. The Tin Man is wet!

The Tin Man gets up! The Tin Man can spin! The Tin Man can grin! The Tin Man is glad! The Tin Man and the cat hug!



Thank you openclipart.org for the wonderful clipart!

Rhyming Words Book 6:

Lin in the Bin

Answers



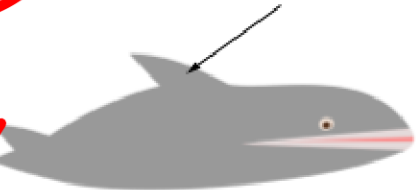



Pre-Reading Worksheets

Your child will practice *CVC* words; specifically the -in word family.

Your child will practice blends and review many high frequency words.

Name: _____

On the next page, color the -in as you say the sound each letter represents. Then cut out the pictures on this page. If the picture is an -in word, glue it around the -in that you colored on the next page. If it is not an -in word, place it aside.

		
 Tin man		 spin

Answers







Thank you openclipart.org for the wonderful clipart!

Lin


Answers

Name: _____

This Bob Book reviews the IN word family. Practice saying the IN sounds.

	
short i	n
 igloo	 knight
 jungle gym	 newt
i y	n nn nn gn

Practice sounding out the following IN words. Touch each dot and say the sound the letter(s) represent. Then, touching the arrow, put the sounds together to sound out the word. Circle the IN in each word.

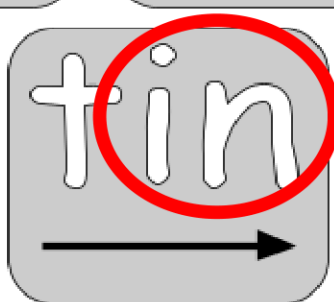



Answers

Name: _____

Practice reading more IN words. Touch each dot and say the sound the letter(s) represent. Then, touching the arrow, put the sounds together to sound out the word.

Circle the IN in each word.



Can you think of another IN word? If you can, write it below.

fin

Name: Answers

Review the following high-frequency words by writing them.

Copy and write the word **is** below.

is is

Copy and write the word **the** below.

the the

Copy and write the word **has** below.

has has

Copy and write the word **a** below.

a a

Copy and write the word **and** below.

and and

Name: Answers

Review the following high-frequency words by writing them.

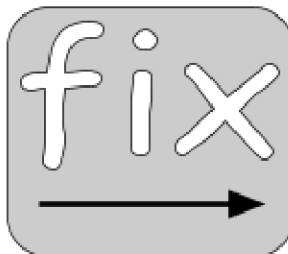



Copy and write the word **in** below.

in in

Copy and write the word **did** below.

did did

You have read the words below before.. Touch each dot and say the sound the letter(s) represent. Then, touching the arrow, put the sounds together to sound out the word.



Rhyming Words Book 6:

Lin in the Bin

Answers

Extra Practice

Post-Reading Worksheets

Answers


Name: _____

Read the following short story. Circle every IN word.

A **Tin** Man sits on a **bin**. The **Tin** Man can not **spin**. The **Tin** Man can not **grin**. The **Tin** Man can just sit. He can not get up. The Tin Man is sad.

A cat sees the sad **Tin** Man. The cat wants to help the **Tin** Man. The cat gets a can. The can drips on the **Tin** Man. The **Tin** Man is wet!

The **Tin** Man gets up! The **Tin** Man can **spin**! The **Tin** Man can **grin**! The **Tin** Man is glad! The **Tin** Man and the cat hug!



Thank you openclipart.org for the wonderful clipart!